

# Emergency Lowering Instructions

## Ascendent 18mtr Truck Mount



In the event of a machine failure or operator incapacitation it may be necessary to perform an emergency rescue from the ground.

Emergency rescue operations should only be performed by authorised persons who have been familiarised with the machine and given instruction and training on carrying out an emergency rescue.



### Warning

While every effort is made to ensure that the information provided is accurate and up-to-date, we are not able to guarantee the completeness and accuracy of these instructions and you should therefore not rely on them.

Nationwide Platforms accepts no liability for the reliance on the contents of this information sheet which has been produced as additional **GUIDANCE ONLY** and is not intended to replace the manufacturer's manual.

You should not operate this Mobile Elevating Work Platform (MEWP) unless you are suitably trained and fully familiarised with its operation and the emergency procedures set out in the manufacturer's manual. Operating plant unnecessarily involves risk of injury to the person.

You should refer to the manufacturer's manual.



### Before starting work consider the following:

- Will there be a second person in the vicinity of the machine to undertake a rescue if required?
- Has the rescuer been shown how to operate the ground and emergency controls?
- Can the rescuer gain access to the ground controls?
- Is the key in the ground control to allow the rescuer to switch power from platform to ground controls?



### Before attempting to lower platform:

- It is imperative that an inspection is carried out to ensure the lowering of the platform is not hindered by obstructions such as steel work, pipes, cables, etc.
- If the operator has been incapacitated ensure they will not be put in additional danger by lowering of the platform.
- **If unsure seek help** (it may be necessary to carry out a mid-air rescue).
- Carefully plan each action before starting to lower the platform.




## Emergency lowering platform operation if the engine is unable to start

If the engine is inoperative the booms can be lowered using the emergency lowering button and the foot switch simultaneously. To lower the booms to a position where the operator can exit the basket use the normal function controls in the desired direction.

Emergency Power Button

Platform Function Controls



Foot Switch




## Emergency lowering platform operation using the ground control if the engine is unable to start

To lower the booms under emergency power using the ground control turn the key switch to ground position press and hold in the emergency power button and operate the required function to return the booms to the ground.

Emergency Button

Key Switch



Ground Function Controls


# E

## Emergency lowering using the hydraulic valve block

In the unlikely event that the machine suffers from a loss of engine and electric power it is possible to lower the boom sections manually.

To do this first locate the valve bank, this can be found under the deck on the passenger side of the truck in-between the front and rear wheels. Insert the pump handle that is stored inside the cab behind the seats and press and hold in the rubberised switch for the appropriate function, to identify the function and direction refer to the plate directly below the switches, pump the handle at the same time and observe the boom sections lowering.

NB: - The rubberised function switches are duplicated on the reverse of the valve block.



If the emergency recovery procedure has been used do not use the machine again until you have contacted Nationwide Platforms and it has been confirmed that it is safe to do so.

# F

## Technical advice and training courses:

If the controls do not function or you are unsure of their operation please call our Technical Support team on 0845 745 0000, option 2.

As the UK's largest training provider in our industry, we have a range of courses to help you and your operators to work efficiently and safely at height.

Contact us for full details of courses and dates.