

1612PA | Scissor

Working height

15.7m

| | |
|----------------------------------|--------------------------|
| Closed length | 2.84m |
| Closed height | 2.62m |
| Stowed height (rails lowered) | 2.09m |
| Closed width | 1.25m |
| Platform size (deck extended) | 2.64m x 1.12m (3.54m) |
| SWL | 250kg |
| Weight | 3580kg |

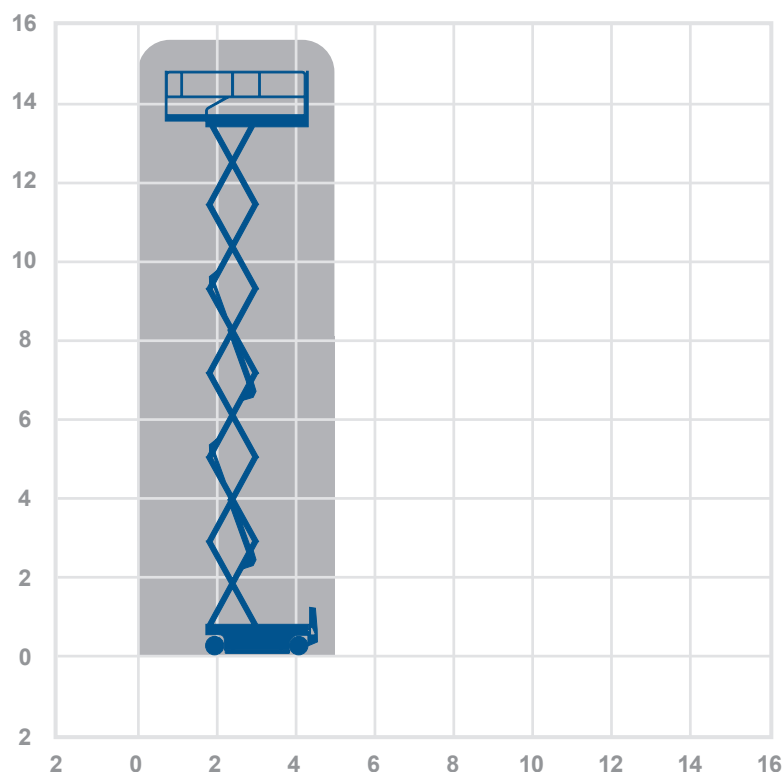
Alternative machines

1612AC (Not oil free)

Manufacturer

Dingli

Working envelope



15.7m

Standard features



Optional features



0345 745 0000
nationwideplatforms.co.uk

**Nationwide
Platforms**
A **LOXAM** Company

Understanding this Product Specification Sheet

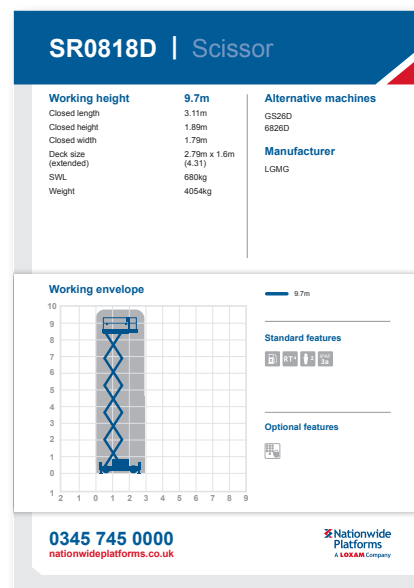
This product specification sheet is designed to help you better understand the capabilities and key features of the piece of equipment and whether it will meet your requirements.

The working envelope with height/reach indicator provides a quick visual reference to assist your equipment selection.






























If you are unsure about any aspect of this piece of equipment, or would like more information to assist with your selection, please call our expertly trained staff on **0345 745 0000**

Height and outreach





















Working height  Horizontal outreach 



Standard features

| | | | |
|---|---|--|--|
|  Battery power |  IPAF 1a licence type |  Straight telescopic boom |  Self drive |
|  Diesel power |  IPAF 1b licence type |  Non-marking tyres |  JIB rotation |
|  Lithium battery |  IPAF 3a licence type |  Outrigger legs |  Driving licence type |
|  Hybrid power |  IPAF 3b licence type |  Maximum people in cage* |  Power to platform |
|  Dual fuel option |  IPAF PAV licence type |  Push around vehicles |  Generator |
|  Gas power option |  Tracked |  Operator powered | |
|  RT ² Rough terrain (2 wheel drive) |  Mast boom |  Indoor use only | |
|  RT ⁴ Rough terrain (4 wheel drive) |  Articulating boom |  Indoor/Outdoor | |

Optional extras

| | | | |
|---|--|---|--|
|  SkySiren® † |  SkyRakBoom® |  SkyScreen™ |  Circular camera cage |
|  SkySiren® PCS |  SkyRakMulti™ |  Material handling attachments |  Wendy lighting frame |
|  SkySentry® |  SkyTel™ |  Generator |  Bucket |
|  SkyRak® |  SkyRakEdge™ |  Power to platform |  Fork Extension |
|  SkyRakPlus® |  SkyShield™ |  Camera pod |  Fork Lifting Hook |

* The number refers to indoor or outdoor uses. Call us for details.

† Secondary guarding system fitted may be original manufacturers equipment.

Please note that all technical information referred to in this document is intended for guidance purposes only and does not act as a replacement for the manufacturer's specification or equipment user guides which should be referred to prior to placing your order. No responsibility can be accepted in the event that this document contains any errors, omissions or data that is different from that in the manufacturer's specification or equipment user guides.