

BT30SRT | Boom

Working height	30.30m
Outreach	23.00m
Closed Length	12.30m
Closed Height	2.87m
Closed Width	2.50m
Deck Size	2.44m x 0.91m
Rotation	Continuous
SWL	454kg
Weight	18900kg

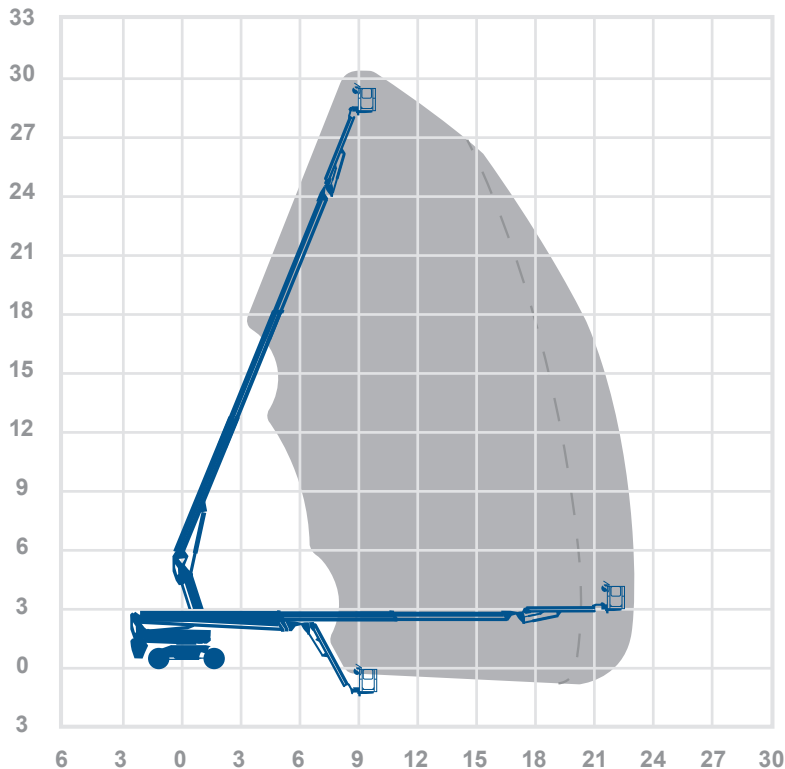
Alternative machines

N/A

Manufacturer

Dingli

Working envelope



Standard features



Optional features



0345 745 0000
nationwideplatforms.co.uk

 **Nationwide
Platforms**
A **LOXAM** Company

Understanding this Product Specification Sheet

This product specification sheet is designed to help you better understand the capabilities and key features of the piece of equipment and whether it will meet your requirements.

The working envelope with height/reach indicator provides a quick visual reference to assist your equipment selection.

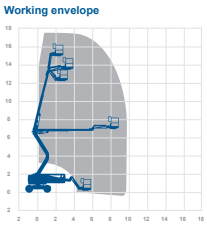
If you are unsure about any aspect of this piece of equipment, or would like more information to assist with your selection, please call our expertly trained staff on **0345 745 0000**

Height and outreach


Working height  Horizontal outreach 


Z51D | Boom

Working height	17.59m	Alternative machines
Outreach	9.37m	N/A
Closed Length	7.58m	Manufacturer
Closed Height	2.13m	Genie
Closed Width	2.29m	
Deck Size	1.83m x 0.76m	
Rotation	355°	
SWL	227kg	
Weight	7354kg	



Working envelope

Standard features: 

Optional features: 

0345 745 0000
nationwideplatforms.co.uk

Nationwide Platforms
A LOXAM Company

Standard features

- | | | | |
|-------------------------------|-------------------|--------------------------|----------------------|
| Battery power | IPAF licence type | Straight telescopic boom | Self drive |
| Diesel power | IPAF licence type | Non-marking tyres | JIB rotation |
| Lithium battery | IPAF licence type | Outrigger legs | Driving licence type |
| Hybrid power | IPAF licence type | Maximum people in cage* | Power to platform |
| Dual fuel option | IPAF licence type | Push around vehicles | Generator |
| Gas power option | Tracked | Operator powered | |
| Rough terrain (2 wheel drive) | Mast boom | Indoor use only | |
| Rough terrain (4 wheel drive) | Articulating boom | Indoor/Outdoor | |

Optional extras

- | | | | |
|---------------|--------------|-------------------------------|----------------------|
| SkySiren® † | SkyRakBoom® | SkyScreen™ | Wendy lighting frame |
| SkySiren® PCS | SkyRakMulti™ | Material handling attachments | Bucket |
| SkySentry® | SkyTel™ | Generator | Fork Extension |
| SkyRak® | SkyRakEdge™ | Camera pod | Fork Lifting Hook |
| SkyRakPlus® | SkyShield™ | Circular camera cage | |

* The number refers to indoor or outdoor uses. Call us for details.

† Secondary guarding system fitted may be original manufacturers equipment.

Please note that all technical information referred to in this document is intended for guidance purposes only and does not act as a replacement for the manufacturer's specification or equipment user guides which should be referred to prior to placing your order. No responsibility can be accepted in the event that this document contains any errors, omissions or data that is different from that in the manufacturer's specification or equipment user guides.