

# 3225RT | Scissor Lift

## Working height

Closed length	6.73m
Closed height	4.13m
Stowed height (guardrails lowered)	3.19m
Closed width	2.55m
Platform size	6.20m x 2.45m
Platform length (deck extended)	8.30m
Max SWL	1000kg
Weight	24620kg

**32.0m**

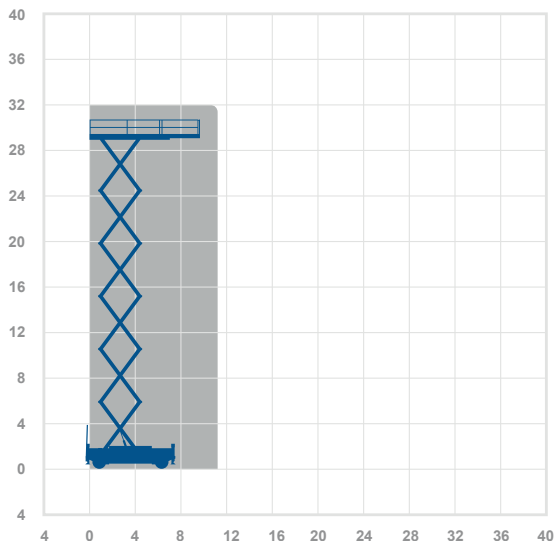
## Alternative machines

HL340D

## Manufacturer

Dingli

## Working envelope



32.0m

## Standard features



## Optional extras



**0345 745 0000**

[nationwideplatforms.co.uk](https://nationwideplatforms.co.uk)

**Nationwide  
Platforms**  
A **LOXAM** Company

# Understanding this Product Specification Sheet

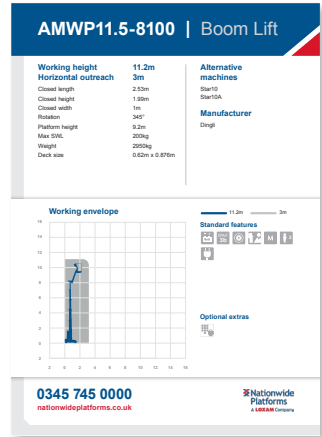
This product specification sheet is designed to help you better understand the capabilities and key features of the piece of equipment and whether it will meet your requirements.

The working envelope with height/reach indicator provides a quick visual reference to assist your equipment selection.






























If you are unsure about any aspect of this piece of equipment, or would like more information to assist with your selection, please call our expertly trained staff on **0345 745 0000**

## Height and outreach

















Working height  Horizontal outreach 



## Standard features

 Battery power	 IPAF licence type	 Straight telescopic boom	 Self drive
 Diesel power	 IPAF licence type	 Non-marking tyres	 J1B rotation
 Lithium battery	 IPAF licence type	 Outrigger legs	 IPAF driving licence type
 Hybrid power	 IPAF licence type	 Maximum people in cage*	 Power to platform
 Dual fuel option	 IPAF licence type	 Push around vehicles	 Generator
 Gas power option	 Tracked	 Operator powered	
 Rough terrain (2 wheel drive)	 Mast boom	 Indoor use only	
 Rough terrain (4 wheel drive)	 Articulating boom	 Indoor/Outdoor	

## Optional extras

 SkySiren®	 SkyRakPlus®	 SkyRakEdge™	 Generator
 SkySiren® PCS	 SkyRakBoom®	 SkyShield™	 Camera pod
 SkySentry®	 SkyRakMulti™	 SkyScreen™	 Circular camera cage
 SkyRak®	 SkyTel™	 Material handling attachments	 Wendy lighting frame

\*The number refers to indoor or outdoor uses. Call us for details.

Please note that all technical information referred to in this document is intended for guidance purposes only and does not act as a replacement for the manufacturer's specification or equipment user guides which should be referred to prior to placing your order. No responsibility can be accepted in the event that this document contains any errors, omissions or data that is different from that in the manufacturer's specification or equipment user guides.