

HS18EPRO | Scissor

Working height

Closed length

Closed height

Stowed height (rails lowered)

Closed width

Platform size
(deck extended)

SWL

Weight

18.0m

4.4m

3.15m

2.36m

2.3m

4.94m x 1.89m
(7.5m)

750kg

8048kg

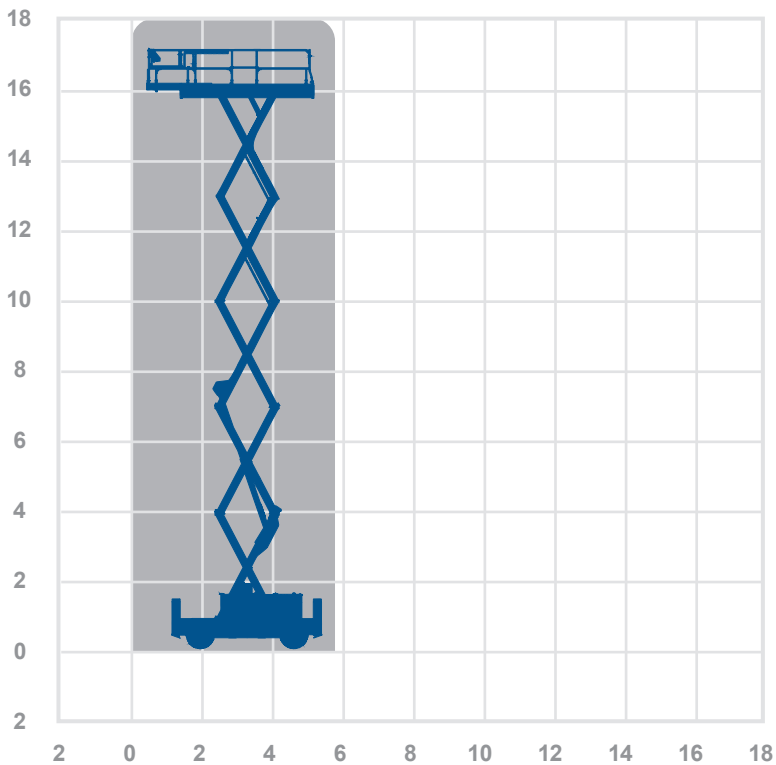
Alternative machines

N/A

Manufacturer

Haulotte

Working envelope



18.0m

Standard features



Optional features



0345 745 0000
nationwideplatforms.co.uk



Nationwide
Platforms
A **LOXAM** Company

Understanding this Product Specification Sheet

This product specification sheet is designed to help you better understand the capabilities and key features of the piece of equipment and whether it will meet your requirements.

The working envelope with height/reach indicator provides a quick visual reference to assist your equipment selection.






























If you are unsure about any aspect of this piece of equipment, or would like more information to assist with your selection, please call our expertly trained staff on **0345 745 0000**

Height and outreach





















Working height  Horizontal outreach 



Standard features

 Battery power	 IPAF 1a licence type	 Straight telescopic boom	 Self drive
 Diesel power	 IPAF 1b licence type	 Non-marking tyres	 JIB rotation
 Lithium battery	 IPAF 3a licence type	 Outrigger legs	 Driving licence type
 Hybrid power	 IPAF 3b licence type	 Maximum people in cage*	 Power to platform
 Dual fuel option	 IPAF PAV licence type	 Push around vehicles	 Generator
 Gas power option	 Tracked	 Operator powered	
 RT ² Rough terrain (2 wheel drive)	 Mast boom	 Indoor use only	
 RT ⁴ Rough terrain (4 wheel drive)	 Articulating boom	 Indoor/Outdoor	

Optional extras

 SkySiren® †	 SkyRakBoom®	 SkyScreen™	 Circular camera cage
 SkySiren® PCS	 SkyRakMulti™	 Material handling attachments	 Wendy lighting frame
 SkySentry®	 SkyTel™	 Generator	 Bucket
 SkyRak®	 SkyRakEdge™	 Power to platform	 Fork Extension
 SkyRakPlus®	 SkyShield™	 Camera pod	 Fork Lifting Hook

* The number refers to indoor or outdoor uses. Call us for details.

† Secondary guarding system fitted may be original manufacturers equipment.

Please note that all technical information referred to in this document is intended for guidance purposes only and does not act as a replacement for the manufacturer's specification or equipment user guides which should be referred to prior to placing your order. No responsibility can be accepted in the event that this document contains any errors, omissions or data that is different from that in the manufacturer's specification or equipment user guides.