

SJ85AJ | Boom Lift

| | |
|----------------------------|---------------|
| Working height | 27.9m |
| Horizontal outreach | 17.2m |
| Closed length | 11.63m |
| Closed height | 2.67m |
| Closed width | 2.49m |
| Platform size | 1.83m x 0.91m |
| Rotation | Continuous |
| Max SWL | 340kg |
| Weight | 16965kg |

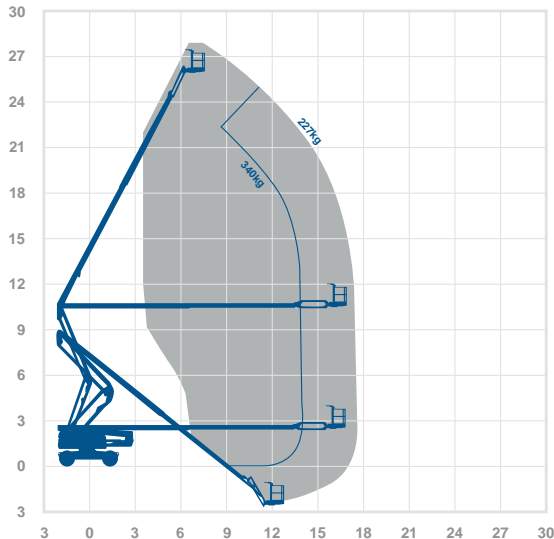
Alternative machines

Z80
80JX

Manufacturer

Skyjack

Working envelope



27.9m 17.2m

Standard features



Optional extras



0345 745 0000

nationwideplatforms.co.uk

**Nationwide
Platforms**
A **LOXAM** Company

QHW/DQLQWKBGW SHFL£DWLRQHW

2022

The working envelope with height/reach indicator provides a quick visual reference to assist your equipment selection.

If you are unsure about any aspect of this piece of equipment, or would like more information to assist with your selection, please call our expertly trained staff on **0345 745 0000**

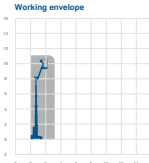
#LJW/DQRW/HDFK

Working height Horizontal outreach

AMWP11.5-8100
| Boom Lift

| | | |
|----------------------------|---------------|-----------------------------|
| Working height | 11.2m | Alternative machines |
| Horizontal outreach | 3m | Star 10 |
| Closed length | 2.53m | Star 10A |
| Closed height | 1.96m | Manufacturer |
| Closed width | 1m | Dejag |
| Rotation | 345° | |
| Platform height | 3.3m | |
| Max SWL | 200kg | |
| Weight | 2200kg | |
| Deck size | 0.62m x 0.87m | |

Working envelope




Standard features

-

Optional extras

-

0345 745 0000
nationwideplatforms.co.uk


WVDQDGIHDWV

- | | | | |
|-------------------------------|-------------------|--------------------------|---------------------------|
| Battery power | IPAF licence type | Straight telescopic boom | Self drive |
| Diesel power | IPAF licence type | 1R DNO tyres | J1B rotation |
| Lithium battery | IPAF licence type | Outrigger legs | IPAF driving licence type |
| Hybrid power | IPAF licence type | Maximum people in cage* | Power to platform |
| Dual fuel option | IPAF licence type | Push around vehicles | Generator |
| Gas power option | Tracked | Operator powered | |
| Rough terrain (2 wheel drive) | Mast boom | Indoor use only | |
| Rough terrain (4 wheel drive) | Articulating boom | Indoor/Outdoor | |

2SWLRQOHWDV

- | | | | |
|---------------|--------------|-------------------------------|----------------------|
| SkySiren® | SkyRakPlus® | SkyRakEdge™ | Generator |
| SkySiren® PCS | SkyRakBoom® | SkyShield™ | Camera pod |
| SkySentry® | SkyRakMulti™ | SkyScreen™ | Circular camera cage |
| SkyRak® | SkyTel™ | Material handling attachments | Wendy lighting frame |

*The number refers to indoor or outdoor uses. Call us for details.

Please note that all technical information referred to in this document is intended for guidance purposes only and does not act as a replacement for the PD0FWM0HFL£DWLRQHWKSPH0MUKGH£FR0GEHBIHUGWRSURWRSODFLOR£CHURHSR£LELWFD£HDFFSWHGLQW/HM0W0W0W0W0GRFRH0FR0D0L0000PLR0GD0W0BWL0GLIHH0W0BP0W0L0M0PD0DFW0HFL£DWLRQHWKSPH0MUKGHV