

BA12NE | Boom

Working height	11.8m
Outreach	6.5m
Closed length	3.89m
Closed height	2.29m
Closed width	1.2m
Platform size	0.76m x 1.17m
Rotation	355°
SWL	227kg
Weight	7080kg

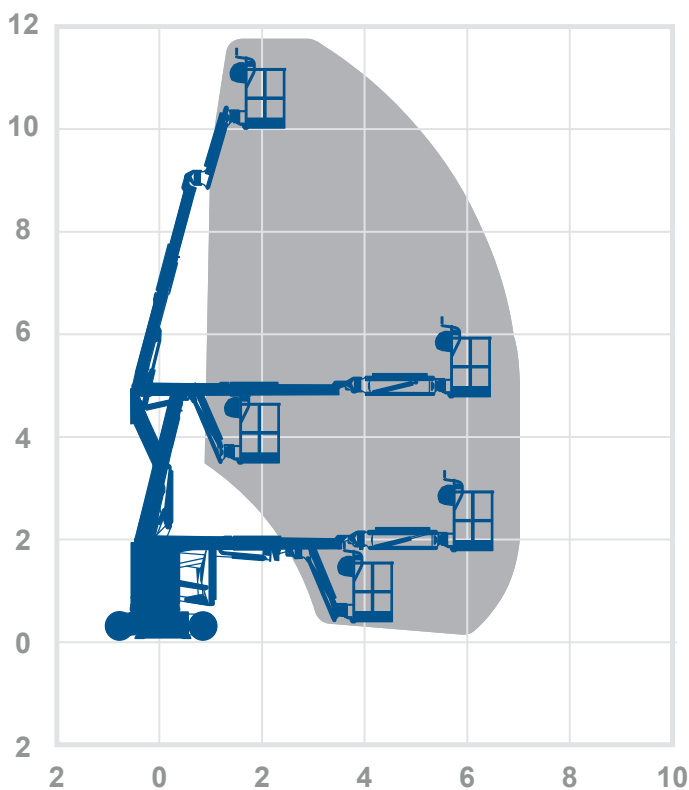
Alternative machines

BA11NE,
Z30N,
HA12CJ

Manufacturer

Dingli

Working envelope



11.8m
6.5m

Standard features



Fitted with OEM
secondary guarding

Optional features



0345 745 0000
nationwideplatforms.co.uk

**Nationwide
Platforms**
A **LOXAM** Company


Understanding this Product Specification Sheet

This product specification sheet is designed to help you better understand the capabilities and key features of the piece of equipment and whether it will meet your requirements.

The working envelope with height/reach indicator provides a quick visual reference to assist your equipment selection.

If you are unsure about any aspect of this piece of equipment, or would like more information to assist with your selection, please call our expertly trained staff on **0345 745 0000**

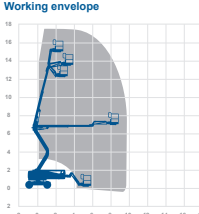
Height and outreach

Working height  Horizontal outreach 

Z51D | Boom

Working height	17.59m	Alternative machines	N/A
Outreach	9.37m	Manufacturer	Genie
Closed length	7.58m		
Closed height	2.13m		
Closed width	2.29m		
Deck size	1.83m x 0.76m		
Rotation	355°		
SWL	227kg		
Weight	7364kg		

Working envelope



Standard features

Optional features

0345 745 0000
nationwideplatforms.co.uk

Nationwide Platforms
A LOXAM Company

Standard features

- | | | | |
|-------------------------------|-------------------|--------------------------|----------------------|
| Battery power | IPAF licence type | Straight telescopic boom | Self drive |
| Diesel power | IPAF licence type | Non-marking tyres | JIB rotation |
| Lithium battery | IPAF licence type | Outrigger legs | Driving licence type |
| Hybrid power | IPAF licence type | Maximum people in cage* | Power to platform |
| Dual fuel option | IPAF licence type | Push around vehicles | Generator |
| Gas power option | Tracked | Operator powered | |
| Rough terrain (2 wheel drive) | Mast boom | Indoor use only | |
| Rough terrain (4 wheel drive) | Articulating boom | Indoor/Outdoor | |

Optional extras

- | | | | |
|---------------|--------------|-------------------------------|----------------------|
| SkySiren® † | SkyRakBoom® | SkyScreen™ | Circular camera cage |
| SkySiren® PCS | SkyRakMulti™ | Material handling attachments | Wendy lighting frame |
| SkySentry® | SkyTel™ | Generator | Bucket |
| SkyRak® | SkyRakEdge™ | Power to platform | Fork Extention |
| SkyRakPlus® | SkyShield™ | Camera pod | Fork Lifting Hook |

* The number refers to indoor or outdoor uses. Call us for details.

† Secondary guarding system fitted may be original manufacturers equipment.

Please note that all technical information referred to in this document is intended for guidance purposes only and does not act as a replacement for the manufacturer's specification or equipment user guides which should be referred to prior to placing your order. No responsibility can be accepted in the event that this document contains any errors, omissions or data that is different from that in the manufacturer's specification or equipment user guides.