

6832RTE | Scissor Lift

Working height

11.75m

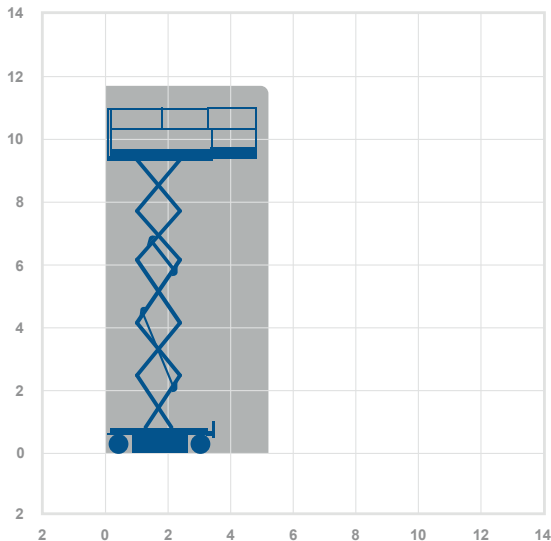
Closed length	3.34m
Closed height	2.52m
Stowed height (guardrails lowered)	1.75m
Closed width	1.76m
Platform size	2.5m x 1.4m
Platform length (deck extended)	4.11m
Max SWL	454kg
Weight	4020kg

Alternative machines

Manufacturer

SkyJack

Working envelope



11.75m

Standard features



Optional extras



0345 745 0000

nationwideplatforms.co.uk

**Nationwide
Platforms**
A **LOXAM** Company


Understanding this Product Specification Sheet


This product specification sheet is designed to help you better understand the capabilities and key features of the piece of equipment and whether it will meet your requirements.

The working envelope with height/reach indicator provides a quick visual reference to assist your equipment selection.






























If you are unsure about any aspect of this piece of equipment, or would like more information to assist with your selection, please call our expertly trained staff on **0345 745 0000**

Height and outreach

















Working height  Horizontal outreach 



Standard features

- | | | | |
|--|---|--|---|
|  Battery power |  IPAF licence type |  Straight telescopic boom |  Self drive |
|  Diesel power |  IPAF licence type |  Non-marking tyres |  J1B rotation |
|  Lithium battery |  IPAF licence type |  Outrigger legs |  IPAF driving licence type |
|  Hybrid power |  IPAF licence type |  Maximum people in cage* |  Power to platform |
|  Dual fuel option |  IPAF licence type |  Push around vehicles |  Generator |
|  Gas power option |  Tracked |  Operator powered | |
|  Rough terrain (2 wheel drive) |  Mast boom |  Indoor use only | |
|  Rough terrain (4 wheel drive) |  Articulating boom |  Indoor/Outdoor | |

Optional extras

- | | | | |
|--|--|---|--|
|  SkySiren® |  SkyRakPlus® |  SkyRakEdge™ |  Generator |
|  SkySiren® PCS |  SkyRakBoom® |  SkyShield™ |  Camera pod |
|  SkySentry® |  SkyRakMulti™ |  SkyScreen™ |  Circular camera cage |
|  SkyRak® |  SkyTel™ |  Material handling attachments |  Wendy lighting frame |

*The number refers to indoor or outdoor uses. Call us for details.

Please note that all technical information referred to in this document is intended for guidance purposes only and does not act as a replacement for the manufacturer's specification or equipment user guides which should be referred to prior to placing your order. No responsibility can be accepted in the event that this document contains any errors, omissions or data that is different from that in the manufacturer's specification or equipment user guides.