

Z45FES | Boom Lift

Working height Horizontal outreach

Closed length	6.11m
Closed height	2.3m
Closed width	2.29m
Platform size	1.83m x 0.76m
Rotation	355°
Max SWL	300kg
Weight	6559kg

15.92m
6.94m

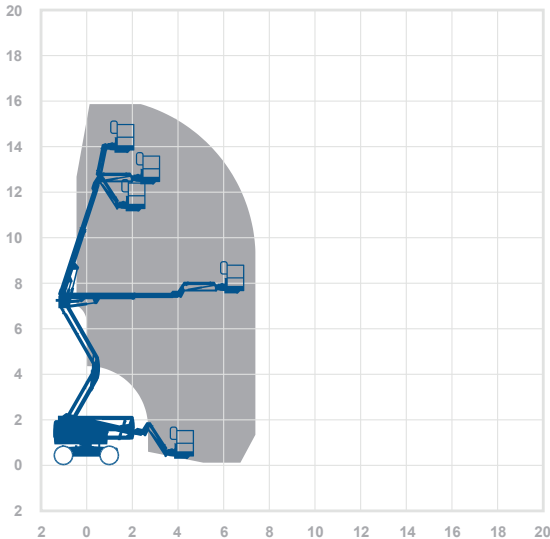
Alternative machines

HR15RTH

Manufacturer

Genie

Working envelope



Standard features



Optional extras



0345 745 0000

nationwideplatforms.co.uk

**Nationwide
Platforms**
A **LOXAM** Company

Understanding this Product Specification Sheet

This product specification sheet is designed to help you better understand the capabilities and key features of the piece of equipment and whether it will meet your requirements.

The working envelope with height/reach indicator provides a quick visual reference to assist your equipment selection.

If you are unsure about any aspect of this piece of equipment, or would like more information to assist with your selection, please call our expertly trained staff on **0345 745 0000**

Height and outreach

Working height  Horizontal outreach 

AMWP11.5-8100 Boom Lift		
Working height	11.2m	Alternative machines
Horizontal outreach	3m	
Closed length	2.55m	Star 10
Closed height	1.95m	Star 10A
Closed width	1m	Manufacturer
Rotation	340°	Diagt
Platform height	0.2m	
Max. lift	205kg	
Weight	2050kg	
Deck size	0.62m x 0.875m	

Working envelope



Standard features

-        






























Optional extras

-     

















0345 745 0000
nationwideplatforms.co.uk

Nationwide PLATFORMS
A LINEMAR Company

Standard features

- | | | | |
|--|---|--|---|
|  Battery power |  IPAF licence type |  Straight telescopic boom |  Self drive |
|  Diesel power |  IPAF licence type |  Non-marking tyres |  JIB rotation |
|  Lithium battery |  IPAF licence type |  Outrigger legs |  IPAF driving licence type |
|  Hybrid power |  IPAF licence type |  Maximum people in cage* |  Power to platform |
|  Dual fuel option |  IPAF licence type |  Push around vehicles |  Generator |
|  Gas power option |  Tracked |  Operator powered | |
|  Rough terrain (2 wheel drive) |  Mast boom |  Indoor use only | |
|  Rough terrain (4 wheel drive) |  Articulating boom |  Indoor/Outdoor | |

Optional extras

- | | | | |
|--|--|---|--|
|  SkySiren® |  SkyRakPlus® |  SkyRakEdge™ |  Generator |
|  SkySiren® PCS |  SkyRakBoom® |  SkyShield™ |  Camera pod |
|  SkySentry® |  SkyRakMulti™ |  SkyScreen™ |  Circular camera cage |
|  SkyRak® |  SkyTel™ |  Material handling attachments |  Wendy lighting frame |

*The number refers to indoor or outdoor uses. Call us for details.

Please note that all technical information referred to in this document is intended for guidance purposes only and does not act as a replacement for the manufacturer's specification or equipment user guides which should be referred to prior to placing your order. No responsibility can be accepted in the event that this document contains any errors, omissions or data that is different from that in the manufacturer's specification or equipment user guides.